

LED Flood Light

Wall and Surface Mount



Phillips 3030

50 Watt

80 CRI

50000hrs

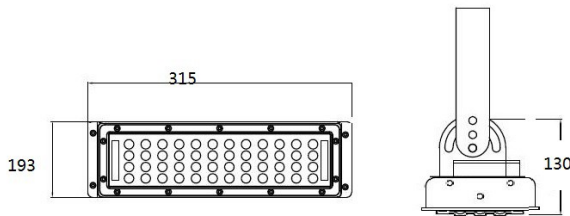


FEATURES

- Phillips Chips
- Type B Ballast By Pass 100-277AC
- Replaces 175W MH
- Environmentally friendly; no mercury or lead
- 5 year product warranty
- Choice of 4000K, 5000K, 6000K
- Meanwell Driver
- Up to 80% energy savings
- Ultra-high performance LED delivers 120 lpw
- Suitable for dry or damp locations



DIMENSIONS



APPLICATIONS

- Industrial Parks
- Strip Malls
- Warehouses
- Parking Garages
- Subways
- Underground parking lots

SPECIFICATIONS

Watts	Volts	Lumens	Beam Angle	CCT	CRI
50W	AC120-277V	6000 lm	180 degrees /4000K/5000k/6000K		>80
Efficiency	PF	Style	Install	Rated Life	Approvals
120lm/W	>0.95	Flood Light	Wall Mount	50000hrs	UL/cUL,DLC V4.0

ORDERING GUIDE

Example: GG-FLD1-50W-840

Company	Series	Type	Watts	CCT	Mode
GG - Global Green	Flood Light: FLD1		50W	840 -CRI80, 4000K	
				850 -CRI80, 5000K	
				860 -CRI80, 6000K	

LED Flood Light

Wall and Surface Mount

FEATURES

- Phillips Chips
- Type B Ballast By Pass 100-277AC
- Replaces 250W MH
- Environmentally friendly; no mercury or lead
- 5 year product warranty
- Choice of 4000K, 5000K, 6000K
- Meanwell Driver
- Up to 80% energy savings
- Ultra-high performance LED delivers 120 lpw
- Suitable for dry or damp locations



Phillips 3030

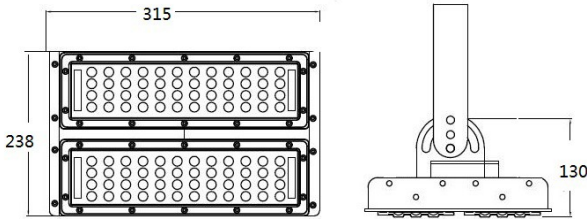
100 Watt

80 CRI

50000hrs



DIMENSIONS



APPLICATIONS

- Industrial Parks
- Strip Malls
- Warehouses
- Parking Garages
- Subways
- Underground parking lots

SPECIFICATIONS

Watts	Volts	Lumens	Beam Angle	CCT	CRI
100W	AC120-277V	12000 lm	180 degrees /4000K/5000k/6000K		>80
Efficiency	PF	Style	Install	Rated Life	Approvals
120lm/W	>0.95	Flood Light	Wall Mount	50000hrs	UL/cUL,DLC V4.0

ORDERING GUIDE

Example: GG-FLD1-100W-840

Company	Series	Type	Watts	CCT	Mode
GG - Global Green	Flood Light: FLD1		840	-CRI80, 4000K	
			100W 850	-CRI80, 5000K	
			860	-CRI80, 6000K	



GLOBAL GREEN CORPORATION



Phillips 3030

150 Watt

80 CRI

50000hrs



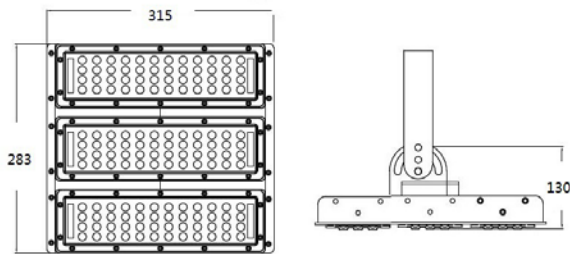
LED Flood Light

Wall and Surface Mount

FEATURES

- Phillips Chips
- Type B Ballast By Pass 100-277AC
- Replaces 400W MH
- Environmentally friendly; no mercury or lead
- 5 year product warranty
- Choice of 4000K, 5000K, 6000K
- Meanwell Driver
- Up to 80% energy savings
- Ultra-high performance LED delivers 120 lpw
- Suitable for dry or damp locations

DIMENSIONS



APPLICATIONS

- Industrial Parks
- Strip Malls
- Warehouses
- Parking Garages
- Subways
- Underground parking lots

SPECIFICATIONS

Watts	Volts	Lumens	Beam Angle	CCT	CRI
150W	AC120-277V	18000 lm	180 degrees /4000K/5000k/6000K		>80
Efficiency	PF	Style	Install	Rated Life	Approvals
120lm/W	>0.95	Flood Light	Wall Mount	50000hrs	UL/cUL,DLC V4.0

ORDERING GUIDE

Example: GG-FLD1-150W-840

Company	Series	Type	Watts	CCT	Mode
GG - Global Green	Flood Light: FLD1		150W	840 -CRI80, 4000K	
				850 -CRI80, 5000K	
				860 -CRI80, 6000K	



GLOBAL GREEN CORPORATION



Phillips 3030

200 Watt

80 CRI

50000hrs



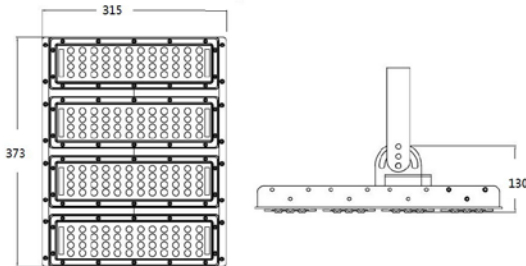
LED Flood Light

Wall and Surface Mount

FEATURES

- Phillips Chips
- Type B Ballast By Pass 100-277AC
- Replaces 400W MH
- Environmentally friendly; no mercury or lead
- 5 year product warranty
- Choice of 4000K, 5000K, 6000K
- Meanwell Driver
- Up to 80% energy savings
- Ultra-high performance LED delivers 120 lpw
- Suitable for dry or damp locations

DIMENSIONS



APPLICATIONS

- Industrial Parks
- Strip Malls
- Warehouses
- Parking Garages
- Subways
- Underground parking lots

SPECIFICATIONS

Watts	Volts	Lumens	Beam Angle	CCT	CRI
200W	AC120-277V	24000 lm	180 degrees /4000K/5000k/6000K		>80
Efficiency	PF	Style	Install	Rated Life	Approvals
120lm/W	>0.95	Flood Light	Wall Mount	50000hrs	UL/cUL,DLC V4.0

ORDERING GUIDE

Example: GG-FLD1-200W-840

Company	Series	Type	Watts	CCT	Mode
GG - Global Green	Flood Light: FLD1		200W	840 -CRI80, 4000K	
				850 -CRI80, 5000K	
				860 -CRI80, 6000K	

LED Flood Light

Wall and Surface Mount

FEATURES

- Phillips Chips
- Type B Ballast By Pass 100-277AC
- Replaces 1000W MH
- Environmentally friendly; no mercury or lead
- 5 year product warranty
- Choice of 4000K, 5000K, 6000K
- Meanwell Driver
- Up to 80% energy savings
- Ultra-high performance LED delivers 120 lpw
- Suitable for dry or damp locations



Phillips 3030

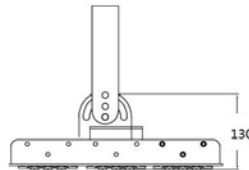
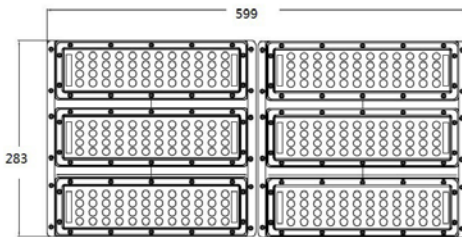
300 Watt

80 CRI

50000hrs



DIMENSIONS



APPLICATIONS

- Industrial Parks
- Strip Malls
- Warehouses
- Parking Garages
- Subways
- Underground parking lots

SPECIFICATIONS

Watts	Volts	Lumens	Beam Angle	CCT	CRI
300W	AC120-277V	36000 lm	180 degrees /4000K/5000k/6000K		>80
Efficiency	PF	Style	Install	Rated Life	Approvals
120lm/W	>0.95	Flood Light	Wall Mount	50000hrs	UL/cUL,DLC V4.0

ORDERING GUIDE

Example: GG-FLD1-300W-840

Company	Series	Type	Watts	CCT	Mode
GG - Global Green	Flood Light: FLD1		300W	840 -CRI80, 4000K	
				850 -CRI80, 5000K	
				860 -CRI80, 6000K	



GLOBAL GREEN CORPORATION

LED Flood Light

Wall and Surface Mount

FEATURES

- Phillips Chips
- Type B Ballast By Pass 100-277AC
- Replaces 1000W MH
- Environmentally friendly; no mercury or lead
- 5 year product warranty
- Choice of 4000K, 5000K, 6000K
- Meanwell Driver
- Up to 80% energy savings
- Ultra-high performance LED delivers 120 lpw
- Suitable for dry or damp locations



Phillips 3030

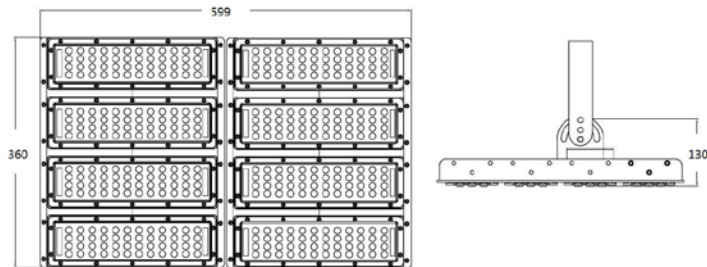
400 Watt

80 CRI

50000hrs



DIMENSIONS



APPLICATIONS

- Industrial Parks
- Strip Malls
- Warehouses
- Parking Garages
- Subways
- Underground parking lots

SPECIFICATIONS

Watts	Volts	Lumens	Beam Angle	CCT	CRI
400W	AC120-277V	48000 lm	180 degrees /4000K/5000k/6000K		>80
Efficiency	PF	Style	Install	Rated Life	Approvals
120lm/W	>0.95	Flood Light	Wall Mount	50000hrs	UL/cUL,DLC V4.0

ORDERING GUIDE

Example: GG-FLD1-400W-840

Company	Series	Type	Watts	CCT	Mode
GG - Global Green	Flood Light: FLD1		840	-CRI80, 4000K	
			850	-CRI80, 5000K	
			860	-CRI80, 6000K	